

# EV charger Selection Guide

1-phase from 1.3kW to 7.4kW  
or 3-phase from 4.1kW to 22kW





BCP Series EV chargers have an IP65 patented designcase for outdoor and indoor use.



The type 2 (IEC 62196-2) charging connector makes highly flexible and compatible with all electric vehicles.



Plug and start to charge automatic. (RFID card for option)



The EV charger output power can be adjusted from 6A all the way up to 32A.



Charging protocol OCPP1.6J is optional.

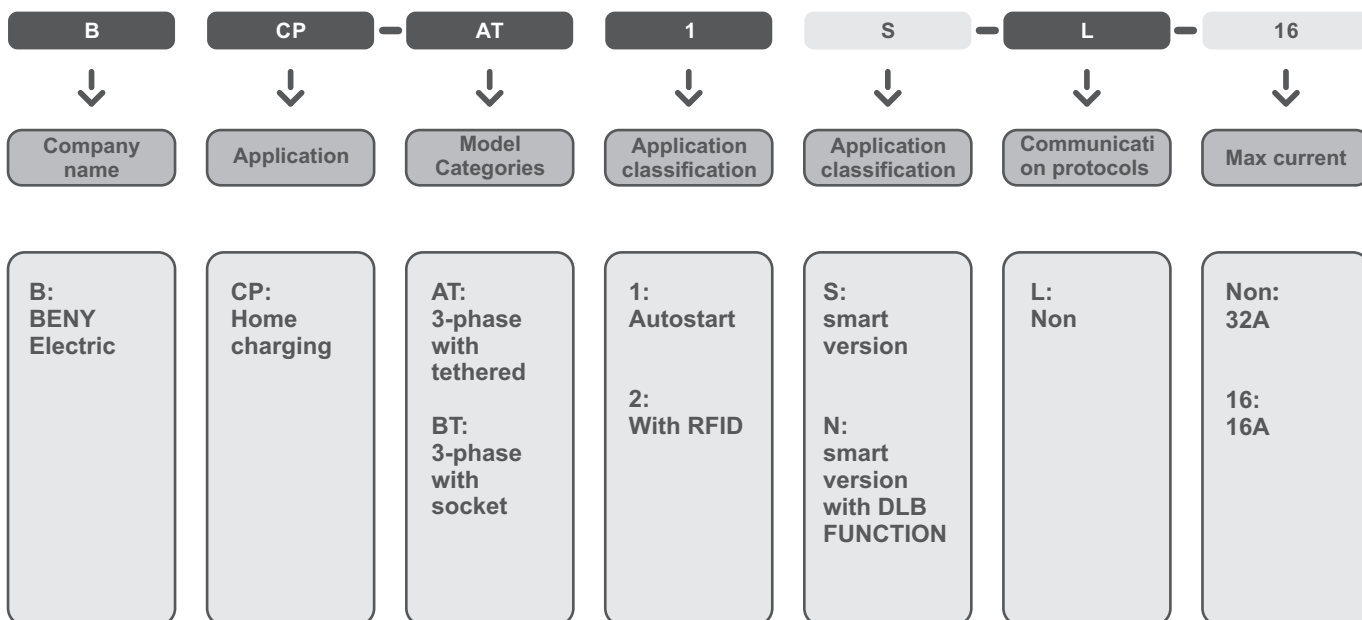


# Model Number

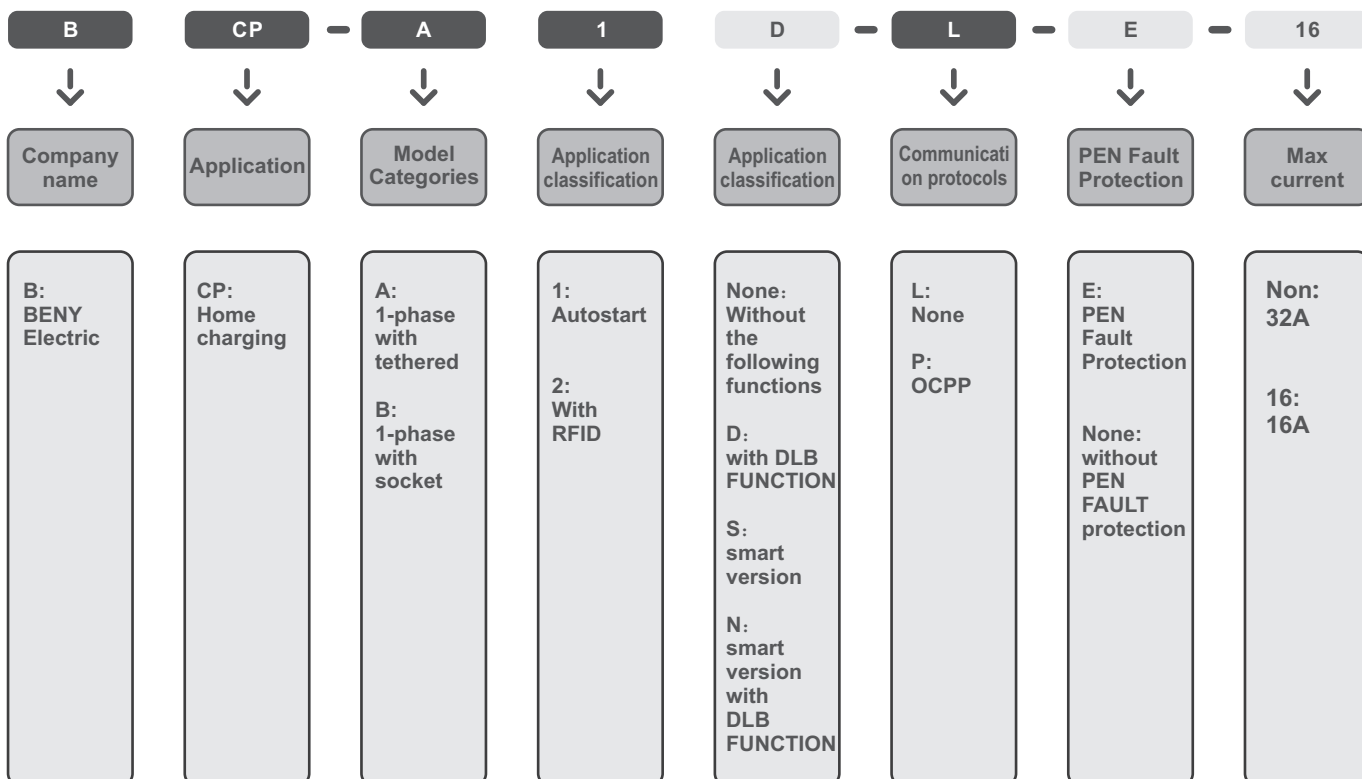
EV charger Selection Guide




## Three phase EV charger model



## Single phase model (PEN function is only for UKCA certificate)



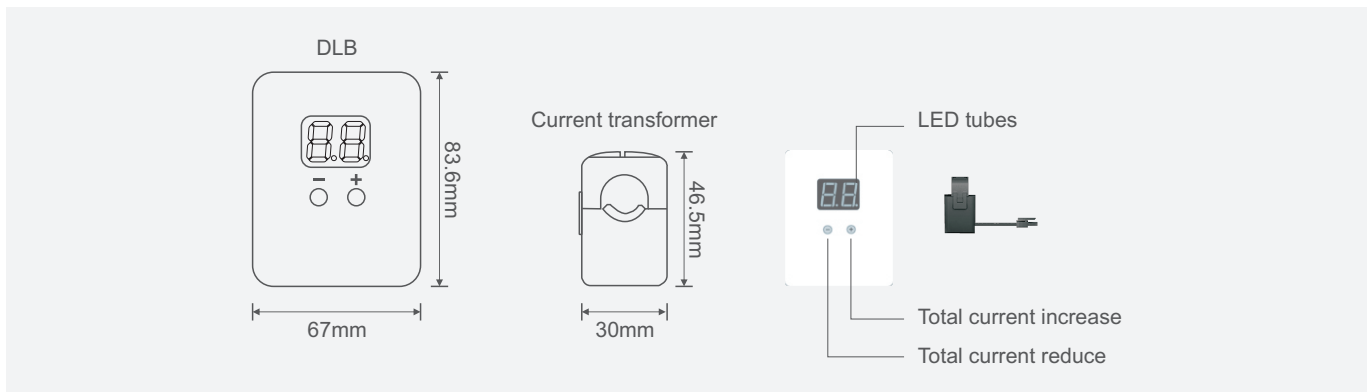
# Functions Explain



## ✓ Dynamic Load Balancing

DLB (Dynamic Load Balancing) is available in the BCP series AC EV Charger for home use, when the EV charger is working with other household appliances at the same time, the DLB box can maintain the dynamic balance of the total household current and ensure the safety of electricity to avoid home over load.

Set the Max current value of the main line on the DLB box. The charger will read this current value and automatically adjust the charging current (6A-32A) according to the idle load quota, so that the total household current will not be overloaded due to charging. This function can effectively use the power supply without providing additional power for the charging or home line update.



## ✓ RFID(Radio Frequency Identification Card)

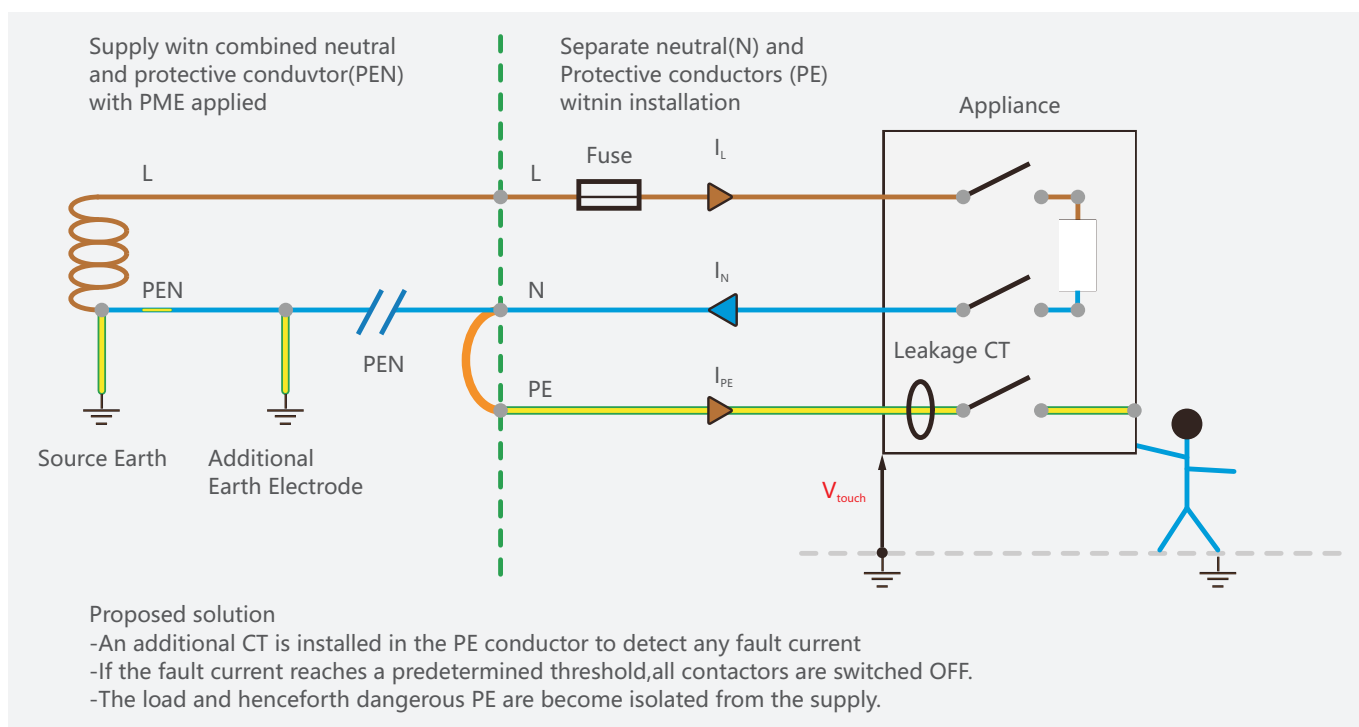
RFID card reader enabled to start up charging function while approaching the swipe area.



# Functions Explain



## PEN Fault Detection

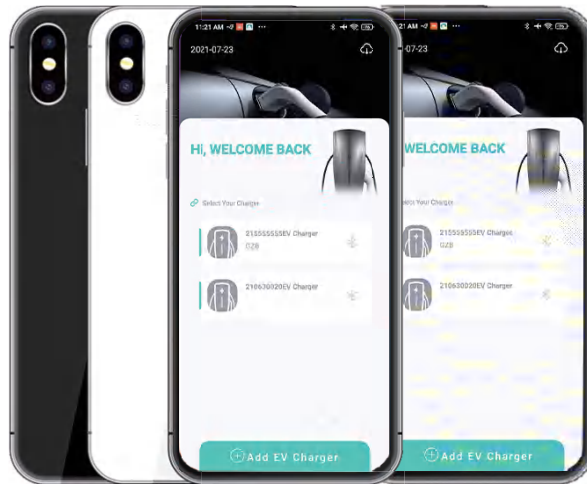


For TN-C-S systems without grounding at the user's end (as shown above), when the PEN line to the household is cut off due to a line fault and the rear end of the PEN line is in suspension without repeated grounding, and the distribution box RCD is not working properly at this time, the voltage of the protective ground PE is equal to the voltage of the fire line L. If not equipped with this protection, the shell of the EV in charging will be charged with a voltage equal to the fire line L voltage. If there are no other appliances except the EV charger, the leakage current will exceed 30mA and the person will not be able to disengage himself, which is a safety hazard; if there are even other appliances, the leakage current can easily exceed 100mA, which is very fatal.

If the user uses a EV charger equipped with PEN protection as shown above (model with -E suffix), its internal design has a contactor to cut off the ground, once the PEN line is cut off, the contactor KM1 and KM2 immediately and automatically disconnected, there is only a weak leakage current between CP and PE to L line, its current value is less than 1mA, which is the smallest perceived leakage current of the human body, people can disengage themselves, no safety risks.

# Functions Explain

## EV charger Selection Guide



### **Smart APP**

- The EV charger can be controlled by smart APP via WIFI or bluetooth connection;
- One to one binding EV charger by reset the password, prevent the EV charger being stolen;
- View charging data and status;
- Set up various charging configurations,charging current,DLB mode,etc.
- Scheduled charging;
- Firmware update;

# Specifications



## Electrical

Charging capacity	1.3kW – 7.4kW / 4.1kW – 22kW
Charge mode	Mode 3 (IEC 61851-1)
Output power	Selectable 1-phase or 3-phase, 230-400V 6A -32A, 50-60Hz
Connector options	Fixed cable type 2 plug or type 2 Socket
Fixed cable length	6m (18 ft)
Cable Entry	Rear or bottom



## Protection and certification

Build-in RCD	TYPE A + DC6mA leakage sensor built-in
With cable	IP65,IK07
Socket	IP55,IK07
Housing fire ratings	V0
Operating temperature	-25~+55°C
Compliance	IEC61851-1,IEC61851-21-2,IEC61000-4 CE EMC EU/2014.CE Low Voltage EU/2014/35
Certificate	CE, UKCA, SAA



## Connectivity

Authorization	Auto-start standard / RFID card option
Status indication	LED ring
WLAN communication	Wi-Fi / Bluetooth 4.2 option
Charging protocol	OCPP1.6J optional



## Mechanical

Housing	Polycarbonate
Dimension	W169 x H380 x D151 mm
Mounting	Wall or Pole

# Model Selection

## EV charger Selection Guide



Classification	Model Number	Single / Three phase	Connections	RFID	DLB	Bluetooth / WIFI	Pen Fault Protection	16A	
Non-smart version	BCP-A1-L	Single	with tethered						
	BCP-A2-L		with tethered						
	BCP-A1D-L		with tethered		✓				
	BCP-A2D-L		with tethered						
	BCP-B1-L		with socket						
	BCP-B2-L		with socket						
	BCP-B1D-L		with socket		✓				
	BCP-B2D-L		with socket						
	BCP-A1-L-E		with tethered						
	BCP-A2-L-E		with tethered						
	BCP-A1D-L-E		with tethered					✓	
	BCP-A2D-L-E		with tethered						
	BCP-B1-L-E		with socket		✓			✓	
	BCP-B2-L-E		with socket						
	BCP-B1D-L-E		with socket					✓	
	BCP-B2D-L-E		with socket						
	BCP-A1-L-16		with tethered		✓			✓	✓
	BCP-A2-L-16		with tethered						
	BCP-A1D-L-16		with tethered		✓				✓
	BCP-A2D-L-16		with tethered						
	BCP-B1-L-16		with socket						✓
	BCP-B2-L-16		with socket						
	BCP-B1D-L-16		with socket		✓				✓
	BCP-B2D-L-16		with socket						
	BCP-A1-L-E-16		with tethered					✓	✓
	BCP-A2-L-E-16		with tethered						
	BCP-A1D-L-E-16		with tethered		✓			✓	✓
	BCP-A2D-L-E-16		with tethered						
BCP-B1-L-E-16	with socket					✓	✓		
BCP-B2-L-E-16	with socket								
BCP-B1D-L-E-16	with socket		✓			✓	✓		
BCP-B2D-L-E-16	with socket								
Smart version	BCP-A1S-L	Single	with tethered			✓			
	BCP-A2S-L		with tethered	✓		✓			
	BCP-A1N-L		with tethered		✓	✓			
	BCP-A2N-L		with tethered	✓	✓	✓			
	BCP-B1S-L		with socket			✓			
	BCP-B2S-L		with socket	✓		✓			
	BCP-B1N-L		with socket		✓	✓			
	BCP-B2N-L		with socket	✓	✓	✓			
OCPP	BCP-A2N-P	Single	with tethered	✓	✓	✓			
	BCP-B2N-P		with socket	✓	✓	✓			
	BCP-AT2N-P	Three phase	with tethered	✓	✓	✓			
	BCP-BT2N-P		with socket	✓	✓	✓			



# Model Selection

## EV charger Selection Guide



Classification	Model Number	Single / Three phase	Connections	RFID	DLB	Bluetooth / WIFI	Pen Fault Protection	16A	
Smart version	BCP-A1S-L-E	Single	with tethered			✓	✓		
	BCP-A2S-L-E		with tethered	✓		✓	✓		
	BCP-A1N-L-E		with tethered			✓	✓		
	BCP-A2N-L-E		with tethered	✓	✓	✓	✓		
	BCP-B1S-L-E		with socket			✓	✓		
	BCP-B2S-L-E		with socket	✓		✓	✓		
	BCP-B1N-L-E		with socket			✓	✓		
	BCP-B2N-L-E		with socket	✓	✓	✓	✓		
	BCP-A1S-L-16		with tethered			✓	✓	✓	
	BCP-A2S-L-16		with tethered	✓		✓	✓	✓	
	BCP-A1N-L-16		with tethered			✓	✓	✓	
	BCP-A2N-L-16		with tethered	✓	✓	✓	✓	✓	
	BCP-B1S-L-16		with socket			✓	✓	✓	
	BCP-B2S-L-16		with socket	✓		✓	✓	✓	
	BCP-B1N-L-16		with socket			✓	✓	✓	
	BCP-B2N-L-16		with socket	✓	✓	✓	✓	✓	
	BCP-A1S-L-E-16		with tethered				✓	✓	✓
	BCP-A2S-L-E-16		with tethered	✓			✓	✓	✓
	BCP-A1N-L-E-16		with tethered			✓	✓	✓	✓
	BCP-A2N-L-E-16		with tethered	✓	✓	✓	✓	✓	✓
BCP-B1S-L-E-16	with socket				✓	✓	✓		
BCP-B2S-L-E-16	with socket	✓			✓	✓	✓		
BCP-B1N-L-E-16	with socket			✓	✓	✓	✓		
BCP-B2N-L-E-16	with socket	✓	✓	✓	✓	✓	✓		
Three phase version	BCP-AT1S-L	Three phase	with tethered			✓			
	BCP-AT2S-L		with tethered	✓		✓			
	BCP-BT1S-L		with socket			✓			
	BCP-BT2S-L		with socket	✓		✓			
	BCP-AT1N-L		with tethered			✓			
	BCP-AT2N-L		with tethered	✓	✓	✓			
	BCP-BT1N-L		with socket			✓			
	BCP-BT2N-L		with socket	✓	✓	✓			
	BCP-AT1S-L-16		with tethered			✓		✓	
	BCP-AT2S-L-16		with tethered	✓		✓		✓	
	BCP-BT1S-L-16		with socket			✓		✓	
	BCP-BT2S-L-16		with socket	✓		✓		✓	
	BCP-AT1N-L-16		with tethered			✓		✓	
	BCP-AT2N-L-16		with tethered	✓	✓	✓		✓	
	BCP-BT1N-L-16		with socket			✓		✓	
	BCP-BT2N-L-16		with socket	✓	✓	✓		✓	



---

## ZHEJIANG BENYI ELECTRICAL CO., LTD.

Address : Changjiang Rd, Wenzhou Daqiao Industry Park,  
Beibaixiang Town, Yueqing, Wenzhou City, Zhejiang Province, China, 325600

TEL : +86-577-5717 7008 Email : benyi@zjbeny.com

VERSION : 20211123

For the latest version of specification, please refer to [www.benyi.com](http://www.benyi.com) or contact to [benyi@zjbeny.com](mailto:benyi@zjbeny.com)  
We reserve the right to explain the terms of specification.

